

Technical data sheet Mobile 2D-code reader

Part no.: 50142437

IT 1950g SR-2-R

Contents

- Technical data
- Electrical connection
- Operation and display
- Notes
- Accessories



Figure can vary



Technical data

Basic data

Series	IT19xx
--------	--------

Read data

Code types, readable	2/5 Interleaved
	Aztec
	Codabar
	Code 128
	Code 39
	Code 93
	Composite Codes
	Data Matrix Code
	DotCode
	EAN 128
	EAN 8/13
	EAN Addendum
	GS1 Databar
	GS1 Databar Expanded
	GS1 Databar Limited
	GS1 Databar Omnidirectional
	GS1 Databar Stacked
	GS1 Databar Truncated
	Maxicode
	Micro PDF
	Micro QR
	Others on request
	PDF417
	QR code
	UPC

Optical data

Reading distance	0 ... 822 mm
Camera resolution, horizontal	1,280 px
Camera resolution, vertical	800 px

Electrical data

Performance data

Supply voltage U_B	4 ... 5.5 V, DC
Power consumption, max.	2.5 W

Interface

Type	PS/2, RS 232, USB
------	-------------------

RS 232

Function	Process
----------	---------

USB

Function	Process
----------	---------

Connection

Connection 1

Type of connection	RJ41
--------------------	------

Mechanical data

Dimension (W x H x L)	70 mm x 80 mm x 160 mm
Housing material	Plastic, UL 94-V0
Net weight	160 g

Environmental data

Ambient temperature, operation	0 ... 50 °C
Ambient temperature, storage	-40 ... 70 °C
Relative humidity (non-condensing)	0 ... 95 %
Drop height	1.8 m
Measurements relative to	Concrete floor

Certifications

Degree of protection	IP 41
----------------------	-------

Classification

Customs tariff number	84719000
eCl@ss 8.0	27280103
eCl@ss 9.0	27280103
ETIM 5.0	EC002999
ETIM 6.0	EC002999

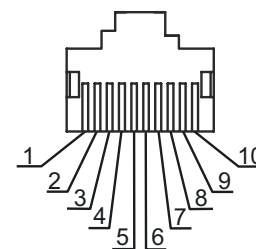
Electrical connection

Connection 1

Function	Configuration interface
Type of connection	RJ41

Pin Pin assignment

1	Shield
2	Cable ID
3	GND
4	TxD RS 232 / n.c. USB




Electrical connection


Pin	Pin assignment
5	RxD RS 232 / n.c. USB
6	CTS RS 232 / n.c. USB
7	+5 V DC
8	RTS RS 232 / n.c. USB
9	n.c. RS 232 / Data + USB
10	n.c. RS 232 / Data - USB

Operation and display

LED	Display	Meaning
1	Green, 1x flashing	Reading successful
	Red	No reading result


Notes

 **Observe intended use!**

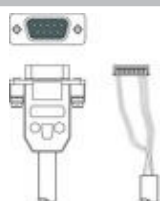
	<ul style="list-style-type: none"> ⌘ This product is not a safety sensor and is not intended as personnel protection. ⌘ The product may only be put into operation by competent persons. ⌘ Only use the product in accordance with its intended use.
--	---

Accessories

Connection technology - Connection unit

	Part no.	Designation	Article	Description
	50112891	MA 248i Profinet Gateway	Modular connection unit	Supply voltage: 18 ... 30 V Current consumption, max.: 300 mA Interface: PROFINET, RS 232 Connections: 6 Piece(s) Degree of protection: IP 65

Connection technology - Connection cables

	Part no.	Designation	Article	Description
	50113397	KB JST-HS-300	Connection cable	Suitable for interface: RS 232 Connection 1: JST ZHR Connection 2: Sub-D, Axial, Male, 9 -pin Shielded: Yes Cable length: 300 mm Sheathing material: PUR

Accessories

Connection technology - Y distribution cables

	Part no.	Designation	Article	Description
	50114517	KB 232-1 IT190x	Interconnection cable	Suitable for interface: RS 232, TTL Connection 1: Sub-D, Axial, Female, 9 -pin Connection 2: RJ41 Connection 3: Connector, Pluggable, Axial, Female, 2 -pin Shielded: Yes Cable length: 3,000 mm Sheathing material: PVC

Mounting technology - Other

	Part no.	Designation	Article	Description
	50115739	BT Wallholder IT190x	Wall mount	Design of mounting device: Wall mounting Fastening, at system: Mounting thread Mounting bracket, at device: insertable Material: Plastic

Note



A list with all available accessories can be found on the Leuze website in the Download tab of the article detailed page.