

Technical data sheet

Wireless mobile 2D-code reader

Part no.: 50138138

HS 6678 DPM

Contents

- Technical data
- Electrical connection
- Diagrams
- Operation and display
- Notes
- Accessories



Figure can vary



Technical data

Basic data

Series	HS 66x8
--------	---------

Read data

Code types, readable	2/5 Interleaved
	Aztec
	Codabar
	Code 128
	Code 39
	Code 93
	Composite Codes
	Data Matrix Code
	Directly-marked 2D-codes
	EAN 128
	EAN 8/13
	EAN Addendum
	GS1 Databar
	GS1 Databar Expanded
	GS1 Databar Limited
	GS1 Databar Omnidirectional
	GS1 Databar Stacked
	GS1 Databar Truncated
	Maxicode
	Micro PDF
	Micro QR
	Others on request
	UPC

Optical data

Reading distance	0 ... 147 mm
Light source	LED
LED group	1
Camera resolution, horizontal	1,280 px
Camera resolution, vertical	960 px
Alignment aid	Laser, red
Light wavelength	650 nm

Electrical data

Performance data	
Supply voltage U_B	4.5 ... 5.5 V, DC
Power consumption, max.	5 W
Battery technology	Lilon
Battery storage capacity	3.1 A·h

Interface

Type	PS/2, RS 232, USB
------	-------------------

RS 232

Function	Process
----------	---------

USB

Function	Process
----------	---------

Connection

Bluetooth range	Class 1 (default: class 2)
Bluetooth version	4.0

Connection 1

Type of connection	Bluetooth
--------------------	-----------

Mechanical data

Dimension (W x H x L)	77 mm x 185 mm x 143 mm
Housing material	Plastic
Plastic housing	PC-ABS
Net weight	402 g

Environmental data

Ambient temperature, operation	-20 ... 50 °C
Ambient temperature, storage	-40 ... 70 °C
Relative humidity (non-condensing)	5 ... 95 %
Drop height	2.4 m
Measurements relative to	Concrete floor

Certifications

Degree of protection	IP 65
	IP 67
Certifications	c UL US

Classification

Customs tariff number	84719000
eCl@ss 8.0	27280103
eCl@ss 9.0	27280103
eCl@ss 10.0	27280103
eCl@ss 11.0	27280103
ETIM 5.0	EC002550
ETIM 6.0	EC002999

Electrical connection

Connection 1

Function	Data interface
Type of connection	Bluetooth

Diagrams

Reading field

	A [mil]	B [mm]	C [mm]	D [mm]
Code 39	3	0,076	27,9	40,6
	5	0,127	0	88,9
	7,5	0,191	0	137,2
	20	0,508	27,9	233,7
UPC/EAN 13	13 (100%)	0,330	20,3	157,5
PDF 417	6,67	0,169	0	94,0
	10	0,254	0	114,3
	15	0,381	0	142,2
Data Matrix Code	4	0,102	25,4	53,3
	5	0,127	10,2	68,6
	7,5	0,191	0	88,9
	10	0,254	0	111,8
QR Code	4	0,102	27,9	35,6
	5	0,127	12,7	55,9
	7,5	0,191	0	83,8
	10	0,254	0	101,6


A Module size [mil]
 B Modulus size [mm]
 C From [mm]


D To [mm]
 ! ATTENTION Please observe the note below regarding the reading distances.

Operation and display

LED	Display	Meaning
1 Scanning	Green, 1x flashing	Reading successful
	Red	Transmission error
2 Bluetooth	Red, flashing	Establishing a connection
	Green, flashing	Connection established
	Red, continuous light	Connection error
3 Battery	Red, continuous light	Battery empty
	Green, continuous light	Battery charged
	Yellow, continuous light	Medium battery level

Notes

 **Observe intended use!**

	<ul style="list-style-type: none"> ⚠ This product is not a safety sensor and is not intended as personnel protection. ⚠ The product may only be put into operation by competent persons. ⚠ Only use the product in accordance with its intended use.
--	---

Notes



WARNING! LASER RADIATION – CLASS 2 LASER PRODUCT



Do not stare into beam!

The device satisfies the requirements of IEC 60825-1:2007 (EN 60825-1:2007) safety regulations for a product of laser class 2 as well as the U.S. 21 CFR 1040.10 regulations with deviations corresponding to "Laser Notice No. 50" from June 24, 2007.

- ⌘ Never look directly into the laser beam or in the direction of reflected laser beams! If you look into the beam path over a longer time period, there is a risk of injury to the retina.
- ⌘ Do not point the laser beam of the device at persons!
- ⌘ Interrupt the laser beam using a non-transparent, non-reflective object if the laser beam is accidentally directed towards a person.
- ⌘ When mounting and aligning the device, avoid reflections of the laser beam off reflective surfaces!
- ⌘ CAUTION! Use of controls or adjustments or performance of procedures other than specified herein may result in hazardous light exposure.
- ⌘ Observe the applicable statutory and local laser protection regulations.
- ⌘ The device must not be tampered with and must not be changed in any way.
There are no user-serviceable parts inside the device.
Repairs must only be performed by Leuze electronic GmbH + Co. KG.

NOTE



Affix laser information and warning signs!

Laser information and warning signs are affixed to the device. In addition, self-adhesive laser information and warning signs (stick-on labels) are supplied in several languages.

- ⌘ Affix the laser information sheet to the device in the language appropriate for the place of use. When using the device in the US, use the stick-on label with the "Complies with 21 CFR 1040.10" note.
- ⌘ Affix the laser information and warning signs near the device if no signs are attached to the device (e.g. because the device is too small) or if the attached laser information and warning signs are concealed due to the installation position.
- ⌘ Affix the laser information and warning signs so that they are legible without exposing the reader to the laser radiation of the device or other optical radiation.


NOTE



- ⌘ Please notice that the real reading distances are also influenced by factors such as labeling material, printing quality, reading angle, printing contrast etc., and may thus deviate from the reading distances specified here.


Accessories

Connection technology - Connection unit

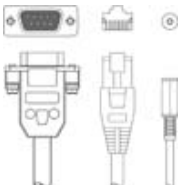
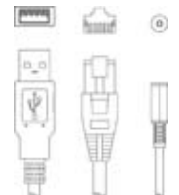
	Part no.	Designation	Article	Description
	50112891	MA 248i Profinet Gateway	Modular connection unit	Supply voltage: 18 ... 30 V Current consumption, max.: 300 mA Interface: PROFINET, RS 232 Connections: 6 Piece(s) Degree of protection: IP 65

Accessories


Connection technology - Base stations

	Part no.	Designation	Article	Description
	50138134	Base HS 6678	Base station	Interface: RS 232, USB Bluetooth range: Class 1 (default: class 2) Bluetooth version: 4.0 Connection 1: RJ41 Connection 3: Bluetooth

Connection technology - Y distribution cables

	Part no.	Designation	Article	Description
	50138358	KY-HS-DDS-D9AJ2ARAA-020-T1	Interconnection cable	Suitable for interface: RS 232 Connection 1: Sub-D, Axial, Female, 9 -pin Connection 2: RJ41 Connection 3: Connector, Pluggable, Axial, Female, 2 -pin Shielded: Yes Cable length: 2,000 mm Sheathing material: TPU
	50138356	KY-HS-SDS-U4AJ2ARAA-020-T1	Interconnection cable	Suitable for interface: USB Connection 1: RJ45, Axial, Female, 9 -pin Connection 2: USB Connection 3: Connector, Pluggable, Axial, Female, 2 -pin Shielded: Yes Cable length: 2,000 mm Sheathing material: TPU

Power supply units

	Part no.	Designation	Article	Description
	50138350	NT HS6608-Schuko	Power supply unit	Type of power supply unit: Desktop power supply unit Output: 12 V DC, 2 A Input: 110..240 V AC, 50..60 Hz

Note



A list with all available accessories can be found on the Leuze website in the Download tab of the article detailed page.